

# Norselab Credit Management AS

## Norselab Meaningful Impact High Yield

### STRATEGY DESCRIPTION

Norselab Meaningful Impact High Yield is a high-yield fund focused on the Nordics dedicated to impact and classified as Article 9 under the SDFR. The fund is an Alternative Investment Fund ("AIF") and uses Norselab's impact lens to drive outperforming returns. The fund offers monthly liquidity and features more flexible holding restrictions, enabling improved capital utilization, scalability, and flexibility to deliver enhanced expected returns. Meaningful Impact High Yield seeks to invest in companies that bring a clear positive contribution to sustainability while at the same time generating superior financial returns.

### FUND INFORMATION

NHX Category	Fixed Income
NHX Country	Norway
Legal Structure	QIAIF
Fund Domicile	Ireland
Minimum Investment	2,000,000 NOK
AUM	1,539M NOK
Inception Date	Dec 2022
Management Fee	0.80%
Performance Fee	10% above 3-month NIBOR +100 bps

### COMPANY INFORMATION

Company	Norselab Credit Management AS
Principal	Tom Hestnes
Address	Nedre Slottsgate 5 Oslo, 0157
Phone	+47 45 35 67 41
E-mail	ir@norselab.com
Website	www.norselab.com
Social Media	

### MONTHLY PERFORMANCE

	Jan	Feb	Mar	Apr	May	Jun	Jul	Aug	Sep	Oct	Nov	Dec	Year
2024	1.74	1.22	1.01										4.02
2023	2.02	1.71	0.40	1.86	1.09	1.05	0.96	1.18	1.55	0.44	0.80	1.62	15.69
2022												0.64	0.64

### PORTFOLIO MANAGERS

No data filled

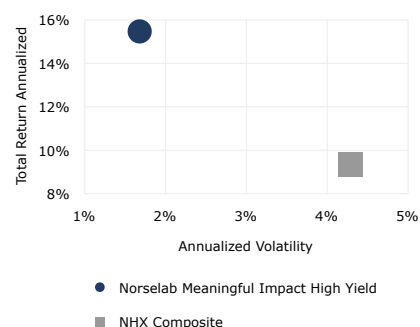
### RETURN STATISTICS

Last Month Return	1.01%
3 Month Return	4.02%
Year to Date Return	4.02%
12 Month Return	15.51%
36 Month Return	-
Total Return Annualized	15.45%
Winning Months (%)	100.00%
Average Winning Month	1.21%
Average Losing Month	-
Total Return Cumulative	21.11%

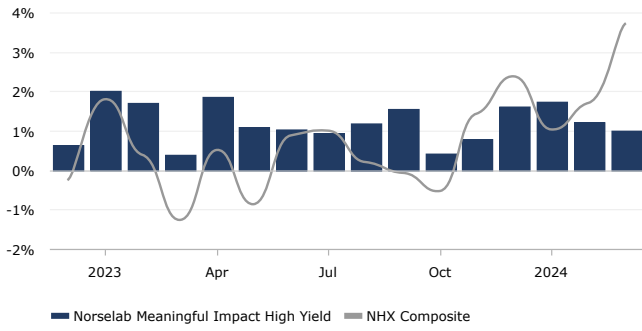
### RISK STATISTICS (12M)

Sharpe Ratio	10.56
Sortino Ratio	0.00
Sterling	1.55
Calmar	-
Skewness	-0.04
Kurtosis	0.31
Maximum Drawdown	0.00%
Correlation vs S&P 500	-0.14
Annualized Volatility	1.38%
Annualized Down. Deviation	0.00%

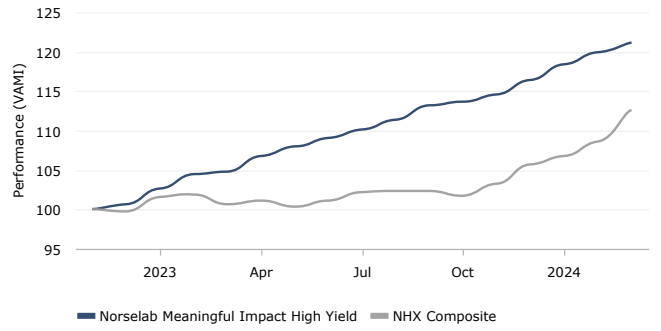
### RISK/RETURN COMPARISON



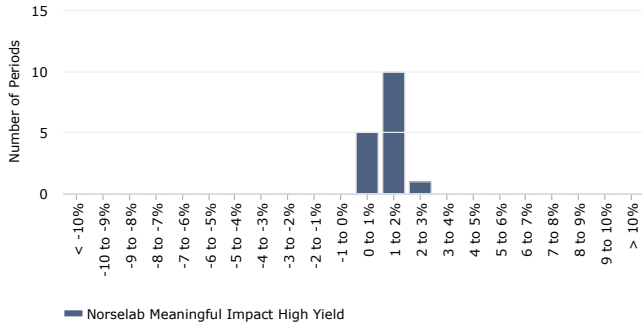
### MONTHLY RETURNS



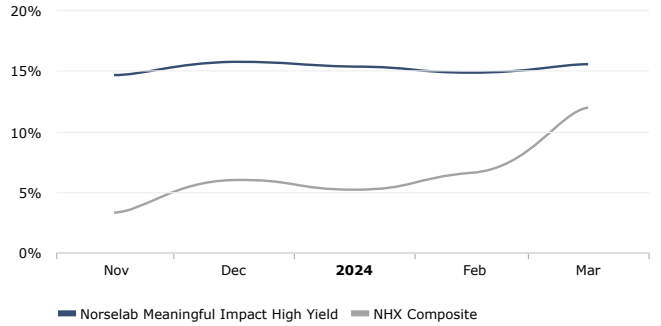
### PERFORMANCE (VAMI)



### DISTRIBUTION OF MONTHLY RETURNS



### 12 MONTH ROLLING ROR RETURN



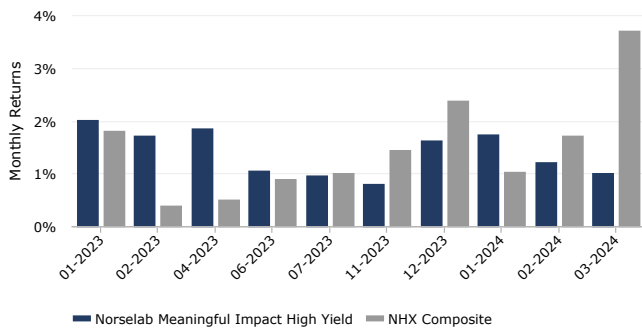
### DRAWDOWN REPORT

No.	Depth (%)	Length (Months)	Recovery (Months)	Start date	End date
1	-	-	-	-	-
2	-	-	-	-	-
3	-	-	-	-	-
4	-	-	-	-	-
5	-	-	-	-	-

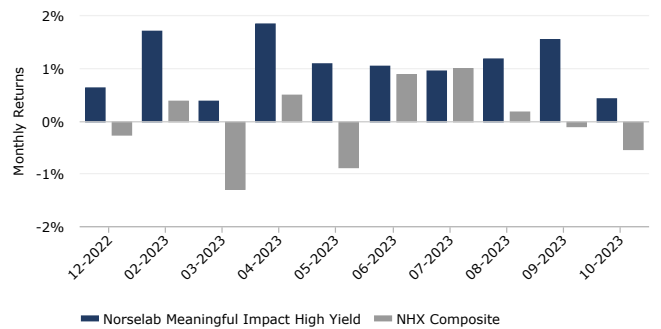
### DRAWDOWN

Norselab Meaningful Impact High Yield NHX Composite

### UP CAPTURE VS. NHX COMPOSITE



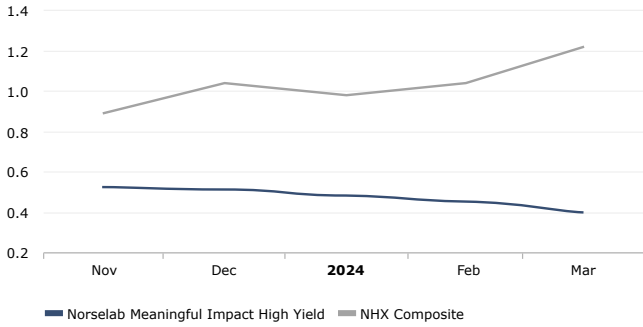
### DOWN CAPTURE VS. NHX COMPOSITE



TIME WINDOW ANALYSIS

	3 Months	6 Months	1 Year	2 Years	3 Years
Avg. Monthly Return	1.32%	1.14%	1.21%	-	-
% Positive	100.00%	100.00%	100.00%	-	-
Avg. Pos. Period	1.32%	1.14%	1.21%	-	-
Avg. Neg. Period	-	-	-	-	-
Sharpe Ratio	14.93	8.75	10.56	-	-
Sortino Ratio	0.00	0.00	0.00	-	-
Monthly Volatility	0.31%	0.45%	0.40%	-	-

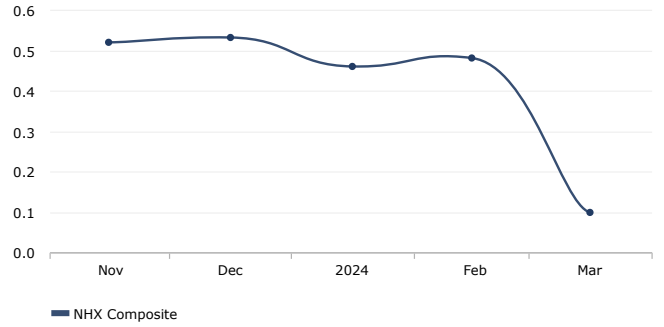
VOLATILITY (12 MONTHS ROLLING)



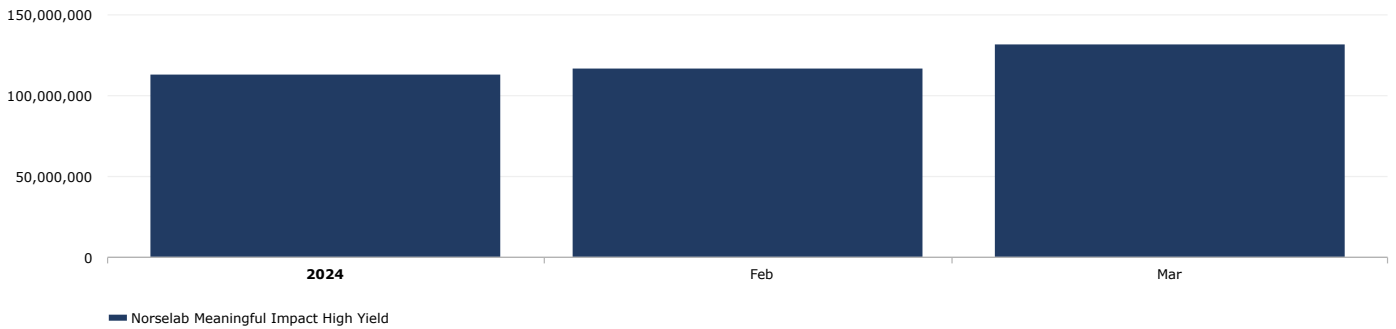
RETURN REPORT

Period	Best	Worst	Average	Median	Last	Winning %
1 Month	2.02%	0.40%	1.21%	1.14%	1.01%	100.00%
3 Months	4.65%	2.81%	3.71%	3.88%	4.02%	100.00%
6 Months	8.40%	6.13%	7.25%	7.27%	7.02%	100.00%
1 Year	15.69%	14.58%	15.19%	15.37%	15.51%	100.00%
2 Years	-	-	-	-	-	-
3 Years	-	-	-	-	-	-
5 Years	-	-	-	-	-	-

CORRELATION (12 MONTH ROLLING)



AUM (EUR)



DISCLAIMER

This information is intended for institutional investors only. All data including performance numbers have been supplied by the respective managers and funds. HedgeNordic in no way guarantees the accuracy of these numbers and has supplied them to you for information purposes only. This does not constitute a solicitation to buy or an offer to sell. No investment should be made without fully reviewing the associated risk factors, fees and conflicts of interest as outlined in each fund's risk disclosure document. There may be funds which have chosen not to be listed in the HedgeNordic database and the NHX that may have better or worse performance than those in our database.

The risk of loss in investing in hedge funds can be substantial. You should therefore carefully consider whether such trading is suitable for you in light of your financial condition. Past results are not necessarily indicative of future results. Trade only with risk capital. Sales restrictions may apply in your jurisdiction.