

Impega IC SICAV plc

AKJ FMG Limited

STRATEGY DESCRIPTION

The main objective of Impega IC SICAV plc, "the Fund" is to produce a positive risk-adjusted absolute return. The Fund's portfolio has a three-tiered structure with an incremental active trading level atop to mitigate risk and produce alpha. The portfolio is structured such that stocks with a higher level of risk will have a lower absolute exposure and visa versa. The portfolio is global, diversified and biased toward long positions. The fund will invest in high quality, liquid shares listed anywhere in the world but will have a specific focus on Scandinavia and North America, and hedging facilities on any positions as part of the portfolio risk strategy. The Fund is registered as an Alternative Investment Fund available only to Professional Investors with a minimum subscription of €100,000.

FUND INFORMATION

NHX Category	Equities
NHX Country	Norway
Legal Structure	SICAV
Fund Domicile	Malta
Minimum Investment	100,000 EUR
AUM	-
Inception Date	May 2023
Management Fee	2.00%
Performance Fee	20.00%

COMPANY INFORMATION

Company	AKJ FMG Limited
Address	The Ferries Business Centre, 5th Floor, Sqaq Ġuzi Fava Sliema, SLM1632
Phone	+ 356 2733 3179
E-mail	-
Website	-
Social Media	-

MONTHLY PERFORMANCE

	Jan	Feb	Mar	Apr	May	Jun	Jul	Aug	Sep	Oct	Nov	Dec	Year
2024	3.37	8.27	3.17	-4.70	7.23								17.99
2023					-1.37	2.05	3.09	3.18	0.58	3.09	1.62	-1.03	11.64

PORTFOLIO MANAGERS

Petter Kvamme Jensen is the Fund Manager of Impega, responsible for the investment strategy and portfolio management of the Fund. Prior to launching Impega, Kvamme Jensen held various positions at Norges Bank Investment Management (NBIM) for more than a decade. He spent the first years in the Operations Department specializing on Exchange-Traded Derivatives, Swaps, and Exchange Traded Funds (ETFs). Subsequently, Kvamme Jensen transitioned to the Trading Department, where he spent more than eight years as a Money Market Trader and Member of the group responsible for the monthly rebalancing of the Government Pension Fund of Norway.

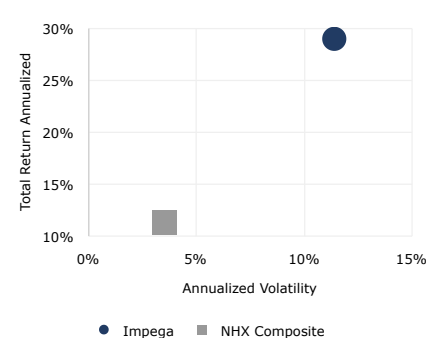
RETURN STATISTICS

Last Month Return	7.23%
3 Month Return	5.42%
Year to Date Return	17.99%
12 Month Return	33.55%
36 Month Return	-
Total Return Annualized	28.96%
Winning Months (%)	76.92%
Average Winning Month	3.56%
Average Losing Month	-2.37%
Total Return Cumulative	31.72%

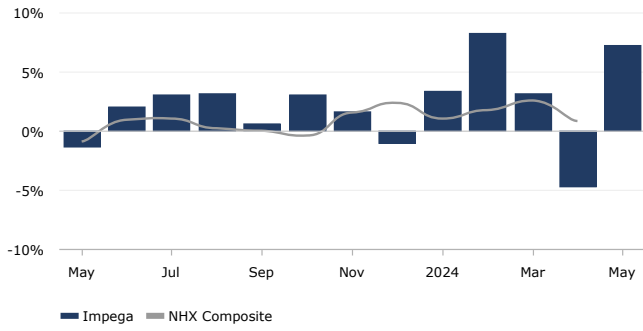
RISK STATISTICS (12M)

Sharpe Ratio	2.65
Sortino Ratio	6.09
Sterling	2.28
Calmar	7.14
Skewness	-0.39
Kurtosis	2.25
Maximum Drawdown	-4.70%
Correlation vs S&P 500	0.42
Annualized Volatility	11.27%
Annualized Down. Deviation	6.35%

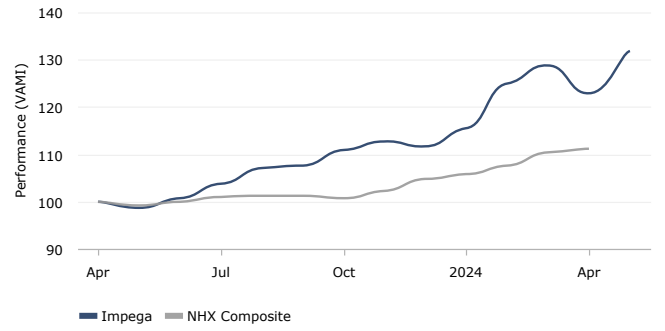
RISK/RETURN COMPARISON



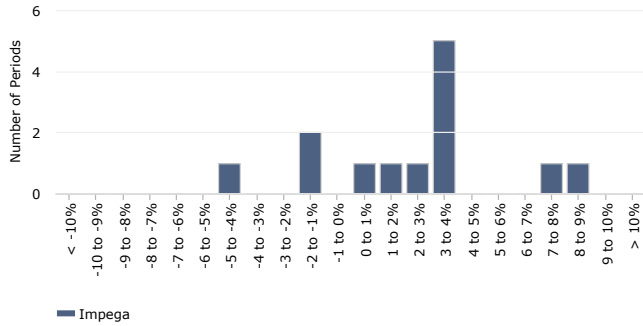
MONTHLY RETURNS



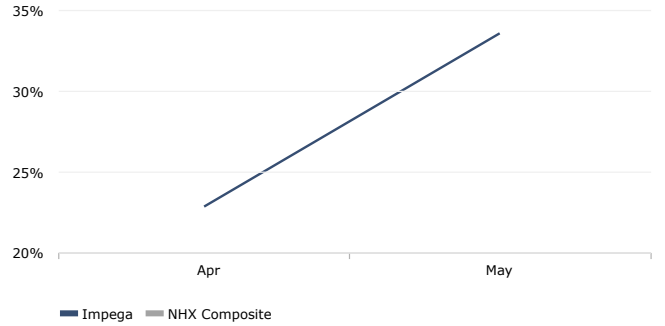
PERFORMANCE (VAMI)



DISTRIBUTION OF MONTHLY RETURNS



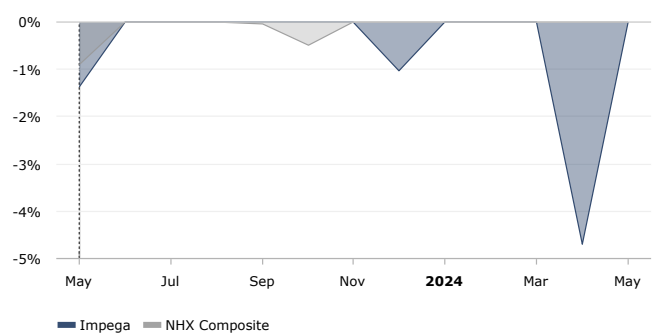
12 MONTH ROLLING ROR RETURN



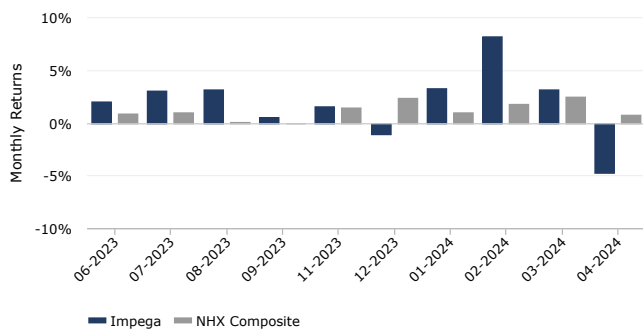
DRAWDOWN REPORT

No.	Depth (%)	Length (Months)	Recovery (Months)	Start date	End date
1	-4.70%	1	1	04/2024	05/2024
2	-1.37%	1	1	05/2023	06/2023
3	-1.03%	1	1	12/2023	01/2024
4	-	-	-	-	-
5	-	-	-	-	-

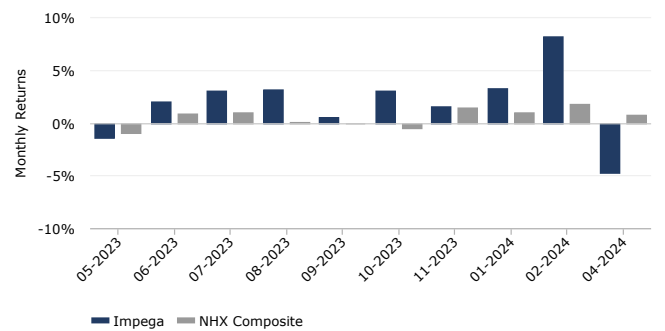
DRAWDOWN



UP CAPTURE VS. NHX COMPOSITE



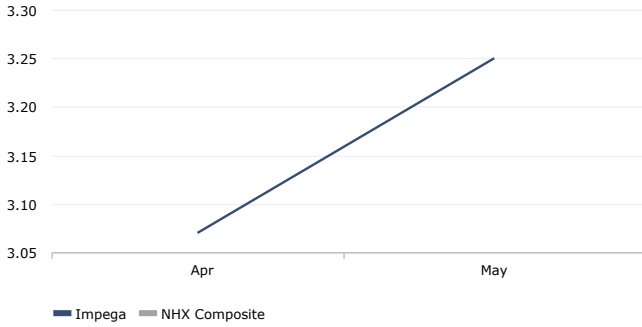
DOWN CAPTURE VS. NHX COMPOSITE



TIME WINDOW ANALYSIS

	3 Months	6 Months	1 Year	2 Years	3 Years
Avg. Monthly Return	1.78%	2.62%	2.44%	-	-
% Positive	66.67%	66.67%	83.33%	-	-
Avg. Pos. Period	5.20%	5.51%	3.56%	-	-
Avg. Neg. Period	-4.70%	-2.86%	-2.86%	-	-
Sharpe Ratio	1.33	2.10	2.65	-	-
Sortino Ratio	2.27	4.62	6.09	-	-
Monthly Volatility	4.95%	4.49%	3.25%	-	-

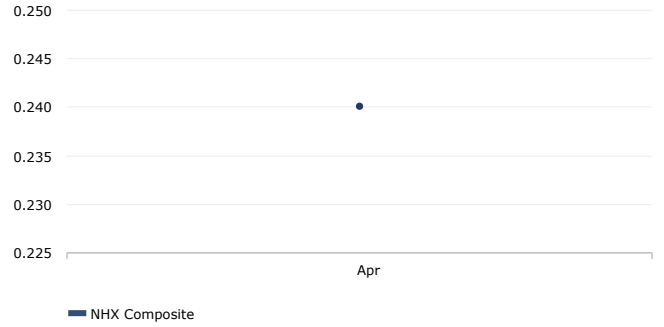
VOLATILITY (12 MONTHS ROLLING)



RETURN REPORT

Period	Best	Worst	Average	Median	Last	Winning %
1 Month	8.27%	-4.70%	2.20%	3.09%	7.23%	76.92%
3 Months	15.46%	3.68%	7.03%	6.45%	5.42%	100.00%
6 Months	19.70%	10.66%	13.92%	12.80%	16.77%	100.00%
1 Year	33.55%	22.85%	28.20%	28.20%	33.55%	100.00%
2 Years	-	-	-	-	-	-
3 Years	-	-	-	-	-	-
5 Years	-	-	-	-	-	-

CORRELATION (12 MONTH ROLLING)



AUM (EUR)

Impega

DISCLAIMER

This information is intended for institutional investors only. All data including performance numbers have been supplied by the respective managers and funds. HedgeNordic in no way guarantees the accuracy of these numbers and has supplied them to you for information purposes only. This does not constitute a solicitation to buy or an offer to sell. No investment should be made without fully reviewing the associated risk factors, fees and conflicts of interest as outlined in each fund's risk disclosure document. There may be funds which have chosen not to be listed in the HedgeNordic database and the NHX that may have better or worse performance than those in our database.

The risk of loss in investing in hedge funds can be substantial. You should therefore carefully consider whether such trading is suitable for you in light of your financial condition. Past results are not necessarily indicative of future results. Trade only with risk capital. Sales restrictions may apply in your jurisdiction.