

Being and Investments Public Active Value Fund

Being and investments

STRATEGY DESCRIPTION

Being and Investment Active Value Fund is an equity fund with a focus on active situations, i.e. where a major owner tries to push through a change process to create greater company value, and that all investments are evaluated from a value focus. The fund invests globally and invests in both small, medium and large companies (all cap). The fund's objective is to achieve the highest possible growth in value of the fund's assets in the long term with good risk diversification. The Fund may also use leverage with the aim of increasing the leverage effects and returns in all or parts of the Fund's asset pool in a controlled manner and will normally have a more concentrated portfolio, i.e. hold larger individual positions than a traditional mutual fund.

FUND INFORMATION

NHX Category	Equity Long-Only
NHX Country	Sweden
Legal Structure	Swedish Special Fund
Fund Domicile	Sweden
Minimum Investment	100 SEK
AUM	97M SEK
Inception Date	Jul 2023
Management Fee	1.50%
Performance Fee	20% over 5%

COMPANY INFORMATION

Company	Being and investments
Address	Malmskillnadsgatan 32 Stockholm, 111 51
Phone	+46 73 528 26 56
E-mail	info@beingandinvestments.com
Website	www.beingandinvestments.com
Social Media	

MONTHLY PERFORMANCE

	Jan	Feb	Mar	Apr	May	Jun	Jul	Aug	Sep	Oct	Nov	Dec	Year
2024	0.75	3.20	0.70	0.85	0.06								5.66
2023							2.29	1.61	-5.92	-1.59	12.27	4.83	13.25

PORTFOLIO MANAGERS

No data filled

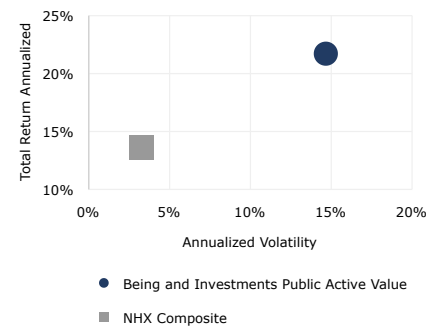
RETURN STATISTICS

Last Month Return	0.06%
3 Month Return	1.62%
Year to Date Return	5.66%
12 Month Return	-
36 Month Return	-
Total Return Annualized	21.63%
Winning Months (%)	81.82%
Average Winning Month	2.95%
Average Losing Month	-3.76%
Total Return Cumulative	19.66%

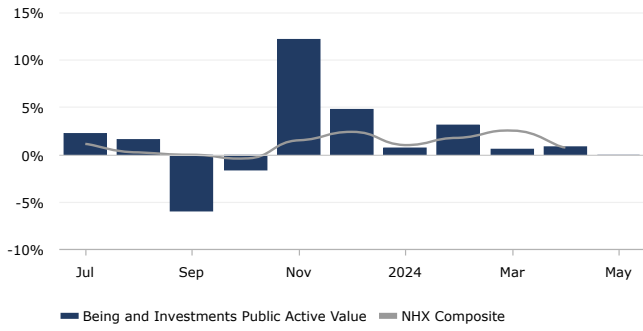
RISK STATISTICS (12M)

Sharpe Ratio	-
Sortino Ratio	-
Sterling	-
Calmar	-
Skewness	-
Kurtosis	-
Maximum Drawdown	-
Correlation vs S&P 500	-
Annualized Volatility	-
Annualized Down. Deviation	-

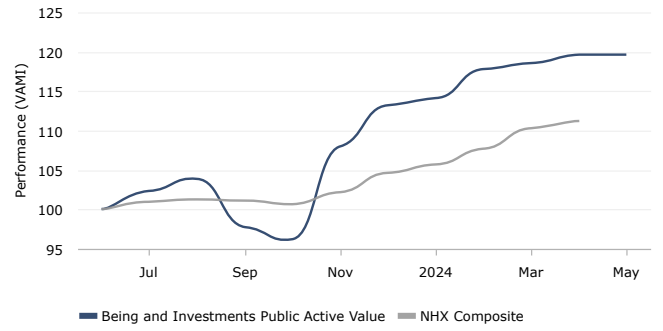
RISK/RETURN COMPARISON



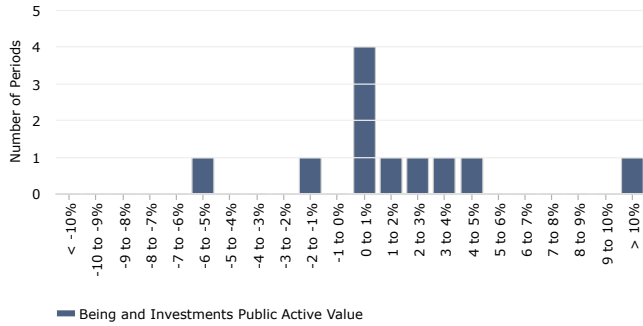
MONTHLY RETURNS




PERFORMANCE (VAMI)



DISTRIBUTION OF MONTHLY RETURNS



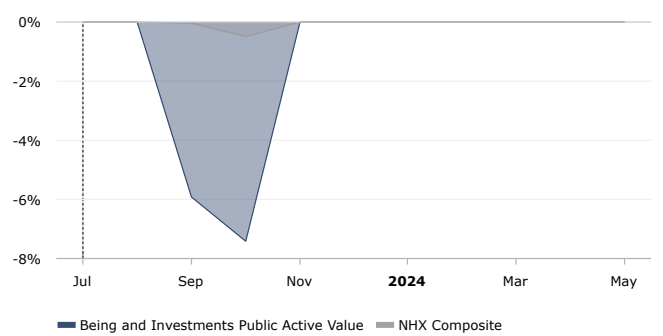
12 MONTH ROLLING ROR RETURN



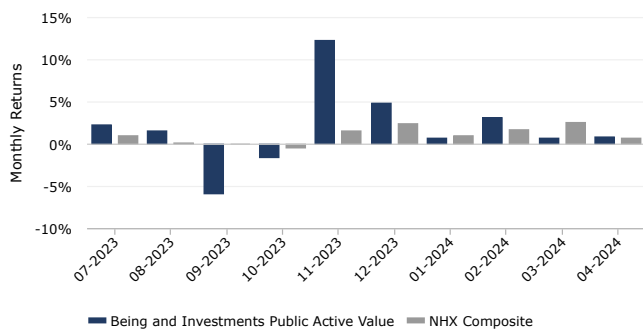
DRAWDOWN REPORT

No.	Depth (%)	Length (Months)	Recovery (Months)	Start date	End date
1	-7.42%	2	1	09/2023	11/2023
2	-	-	-	-	-
3	-	-	-	-	-
4	-	-	-	-	-
5	-	-	-	-	-

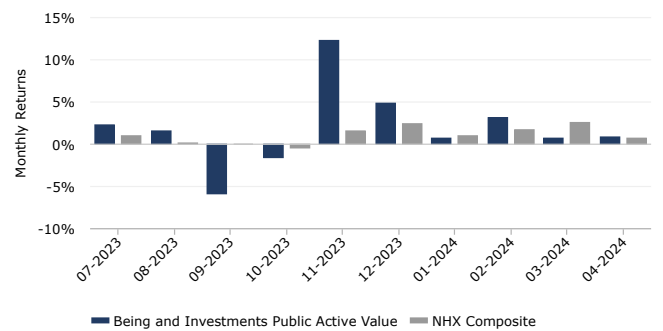
DRAWDOWN



UP CAPTURE VS. NHX COMPOSITE



DOWN CAPTURE VS. NHX COMPOSITE



TIME WINDOW ANALYSIS					
	3 Months	6 Months	1 Year	2 Years	3 Years
Avg. Monthly Return	0.54%	1.72%	-	-	-
% Positive	100.00%	100.00%	-	-	-
Avg. Pos. Period	0.54%	1.73%	-	-	-
Avg. Neg. Period	-	-	-	-	-
Sharpe Ratio	5.43	3.53	-	-	-
Sortino Ratio	0.00	0.00	-	-	-
Monthly Volatility	0.34%	1.70%	-	-	-

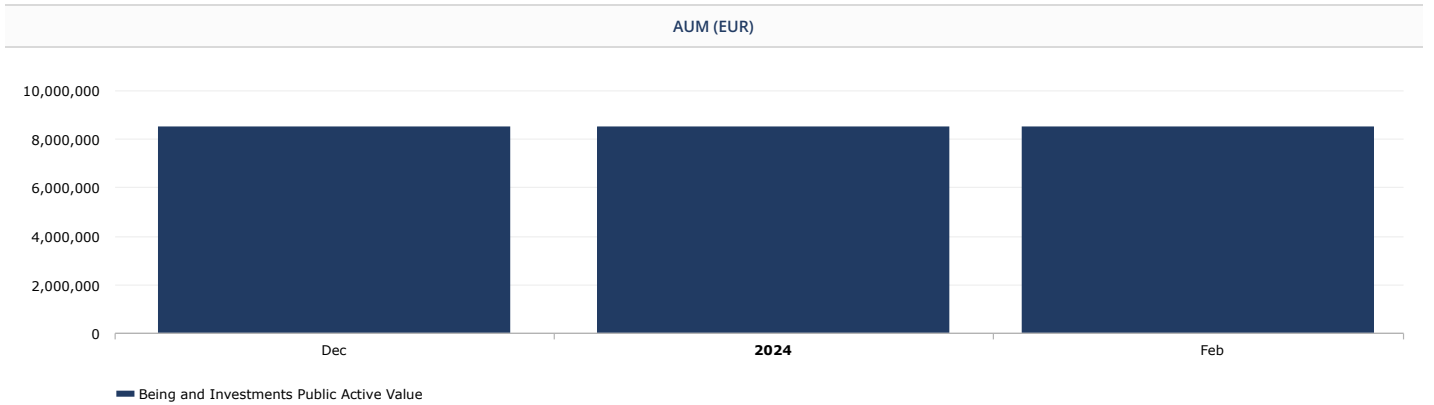
VOLATILITY (12 MONTHS ROLLING)

Chart not applicable - performance history is less than 12 months

RETURN REPORT						
Period	Best	Worst	Average	Median	Last	Winning %
1 Month	12.27%	-5.92%	1.73%	0.85%	0.06%	81.82%
3 Months	18.58%	-5.93%	5.59%	4.70%	1.62%	77.78%
6 Months	24.27%	10.76%	15.73%	13.27%	10.76%	100.00%
1 Year	-	-	-	-	-	-
2 Years	-	-	-	-	-	-
3 Years	-	-	-	-	-	-
5 Years	-	-	-	-	-	-

CORRELATION (12 MONTH ROLLING)

Chart not applicable - performance history is less than 12 months



DISCLAIMER

This information is intended for institutional investors only. All data including performance numbers have been supplied by the respective managers and funds. HedgeNordic in no way guarantees the accuracy of these numbers and has supplied them to you for information purposes only. This does not constitute a solicitation to buy or an offer to sell. No investment should be made without fully reviewing the associated risk factors, fees and conflicts of interest as outlined in each fund's risk disclosure document. There may be funds which have chosen not to be listed in the HedgeNordic database and the NHX that may have better or worse performance than those in our database.

The risk of loss in investing in hedge funds can be substantial. You should therefore carefully consider whether such trading is suitable for you in light of your financial condition. Past results are not necessarily indicative of future results. Trade only with risk capital. Sales restrictions may apply in your jurisdiction.