

Paleo Capital

Paleo Fund

STRATEGY DESCRIPTION

Paleo Fund pursues a range of trading strategies across liquid stocks and indexes in the Nordic, European and North-American markets. Paleo Fund relies on "Selective participation" that enables the fund to switch between staying idle in cash or being up to 200% long or short. In practice, Paleo Fund allocates most of the capital for medium-term trend positions, swing-trades on a daily basis, and some short-term model-based quantitative trades all at the same time. The fund's goal is to achieve absolute returns with strict risk control. The strategy and models are further explained in the manager's book "Paleo Trading: How to trade like a Hunter-Gatherer."

FUND INFORMATION

NHX Category	Multi-strategy
NHX Country	Norway
Legal Structure	Alternative Investment Fund
Fund Domicile	Norway
Minimum Investment	1,000,000 NOK
AUM	24M NOK
Inception Date	Mar 2021
Management Fee	2.00%
Performance Fee	20% above 10%

COMPANY INFORMATION

Company	Paleo Capital
Principal	Karl Oscar Strøm
Address	Seljeholtet 13 E Haslum, 1344
Phone	+47 922 19 068
E-mail	kos@paleocapital.no
Website	www.paleocapital.no
Social Media	

MONTHLY PERFORMANCE

	Jan	Feb	Mar	Apr	May	Jun	Jul	Aug	Sep	Oct	Nov	Dec	Year
2023	-1.16	0.16	-0.40	-0.81	-0.49	-4.30	-1.59	-1.40	-2.77	-0.58	-2.18		-14.54
2022	1.23	0.26	-2.12	-1.00	-2.08	4.75	-2.71	2.23	0.32	-1.99	-5.52	-0.96	-7.69
2021			-1.27	-1.49	0.60	1.07	1.61	-0.53	-3.25	-3.09	4.19	-1.94	-4.26

PORTFOLIO MANAGERS

No data filled

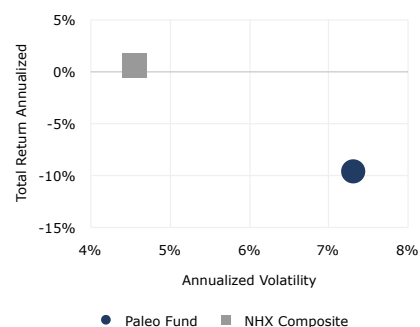
RETURN STATISTICS

Last Month Return	-2.18%
3 Month Return	-5.44%
Year to Date Return	-14.54%
12 Month Return	-15.36%
36 Month Return	-
Total Return Annualized	-9.70%
Winning Months (%)	30.30%
Average Winning Month	1.64%
Average Losing Month	-1.90%
Total Return Cumulative	-24.47%

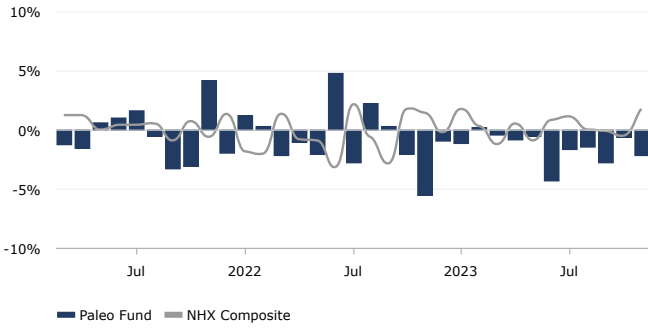
RISK STATISTICS (12M)

Sharpe Ratio	-4.06
Sortino Ratio	-2.65
Sterling	-0.61
Calmar	-1.00
Skewness	-1.52
Kurtosis	3.10
Maximum Drawdown	-15.36%
Correlation vs S&P 500	-0.35
Annualized Volatility	4.06%
Annualized Down. Deviation	3.89%

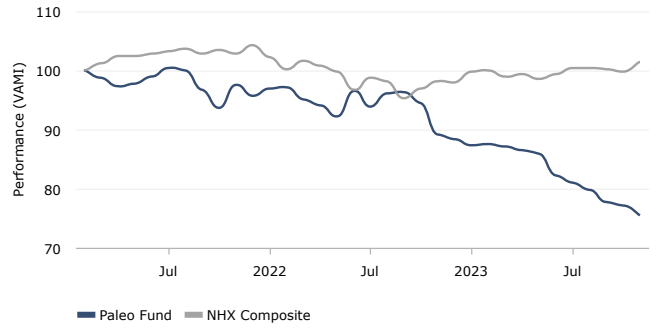
RISK/RETURN COMPARISON



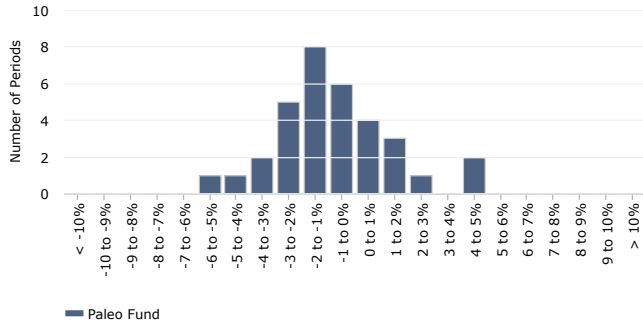
MONTHLY RETURNS



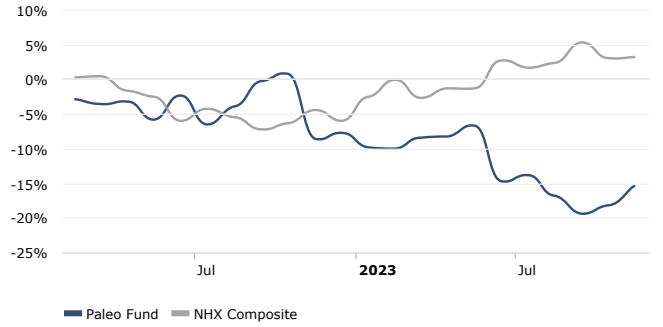
PERFORMANCE (VAMI)



DISTRIBUTION OF MONTHLY RETURNS



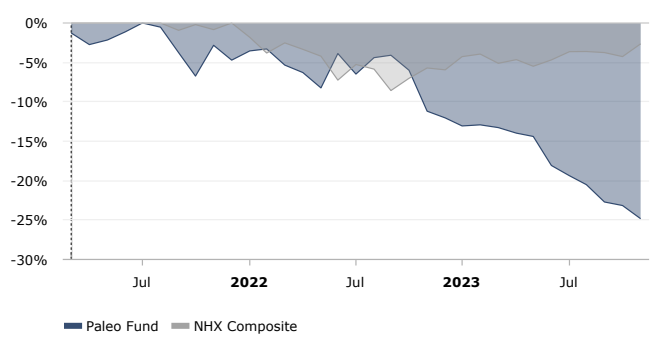
12 MONTH ROLLING ROR RETURN



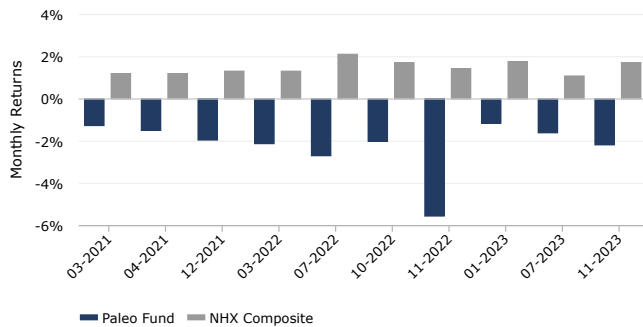
DRAWDOWN REPORT

No.	Depth (%)	Length (Months)	Recovery (Months)	Start date	End date
1	-24.83%	28	0	08/2021	-
2	-2.74%	2	3	03/2021	07/2021
3	-	-	-	-	-
4	-	-	-	-	-
5	-	-	-	-	-

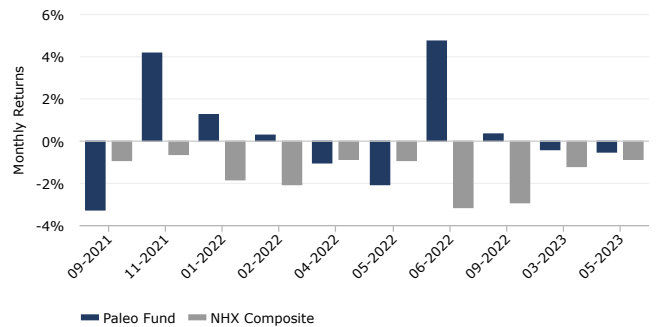
DRAWDOWN



UP CAPTURE VS. NHX COMPOSITE



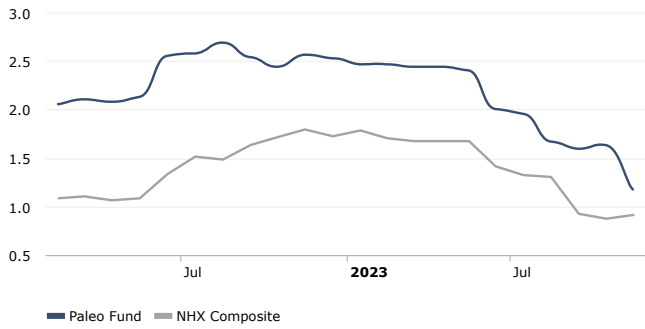
DOWN CAPTURE VS. NHX COMPOSITE



TIME WINDOW ANALYSIS

	3 Months	6 Months	1 Year	2 Years	3 Years
Avg. Monthly Return	-1.85%	-2.14%	-1.38%	-1.06%	-
% Positive	0.00%	0.00%	8.33%	25.00%	-
Avg. Pos. Period	-	-	0.16%	1.49%	-
Avg. Neg. Period	-1.84%	-2.14%	-1.51%	-1.89%	-
Sharpe Ratio	-6.90	-6.28	-4.06	-1.79	-
Sortino Ratio	-3.10	-3.04	-2.65	-1.86	-
Monthly Volatility	0.93%	1.18%	1.17%	2.02%	-

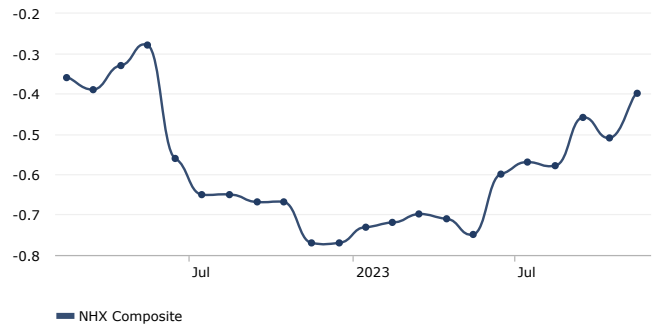
VOLATILITY (12 MONTHS ROLLING)



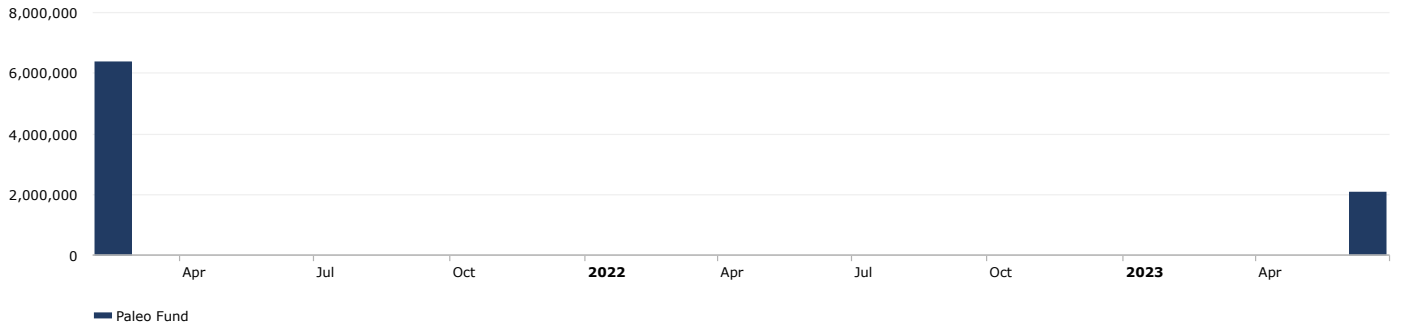
RETURN REPORT

Period	Best	Worst	Average	Median	Last	Winning %
1 Month	4.75%	-5.52%	-0.82%	-1.00%	-2.18%	30.30%
3 Months	4.18%	-8.29%	-2.33%	-1.95%	-5.44%	22.58%
6 Months	1.32%	-12.19%	-4.64%	-3.58%	-12.19%	14.29%
1 Year	0.79%	-19.41%	-8.43%	-7.95%	-15.36%	4.55%
2 Years	-11.12%	-22.64%	-16.36%	-17.18%	-22.64%	0.00%
3 Years	-	-	-	-	-	-
5 Years	-	-	-	-	-	-

CORRELATION (12 MONTH ROLLING)



AUM (EUR)



DISCLAIMER

This information is intended for institutional investors only. All data including performance numbers have been supplied by the respective managers and funds. HedgeNordic in no way guarantees the accuracy of these numbers and has supplied them to you for information purposes only. This does not constitute a solicitation to buy or an offer to sell. No investment should be made without fully reviewing the associated risk factors, fees and conflicts of interest as outlined in each fund's risk disclosure document. There may be funds which have chosen not to be listed in the HedgeNordic database and the NHX that may have better or worse performance than those in our database.

The risk of loss in investing in hedge funds can be substantial. You should therefore carefully consider whether such trading is suitable for you in light of your financial condition. Past results are not necessarily indicative of future results. Trade only with risk capital. Sales restrictions may apply in your jurisdiction.