

Formue Nord Fokus


STRATEGY DESCRIPTION

The fund aims to deliver attractive returns which are uncorrelated with the global equity market. The focus of the fund is to provide bespoke long-term financing solutions to listed companies. Such financing can be in the form of bridge loans, convertible loans and equity through either shares or warrants. The fund can participate in related special situations.

FUND INFORMATION

NHX Category	Multi-strategy
NHX Country	Denmark
Legal Structure	Alternative Investment Fund
Fund Domicile	Denmark
Minimum Investment	1,000,000 DKK
AUM	454M DKK
Inception Date	Sep 2018
Management Fee	1.00%
Performance Fee	20.00%

COMPANY INFORMATION

Company	Formue Nord A/S
Principal	Thøger Dam Johansen
Investor Relations	Thøger Dam Johansen
Address	Østre Alle 102 Aalborg, 9000
Phone	+45 2855 3474
E-mail	info@formuenord.dk
Website	www.formuenord.dk
Social Media	

MONTHLY PERFORMANCE

	Jan	Feb	Mar	Apr	May	Jun	Jul	Aug	Sep	Oct	Nov	Dec	Year
2024	0.89	0.28	1.34										2.53
2023	-1.60	0.70	0.97	-0.81	0.83	0.60	0.48	1.09	0.35	0.80	1.92	2.61	8.17
2022	1.22	0.31	0.35	0.65	0.18	0.99	0.47	-1.02	0.41	-4.43	-0.18	0.95	-0.23
2021	0.12	2.89	0.17	2.56	4.17	-1.89	0.44	2.82	2.66	-2.10	-2.00	0.12	10.17
2020	2.82	0.09	-2.99	7.95	-1.11	9.80	2.68	3.20	1.65	-0.98	-0.53	1.72	26.29
2019	-1.57	-0.36	2.98	-3.28	2.83	5.07	-0.43	0.74	-0.66	0.18	-0.28	0.76	5.86
2018									-0.63	-0.13	3.04	-0.43	1.82

PORTFOLIO MANAGERS



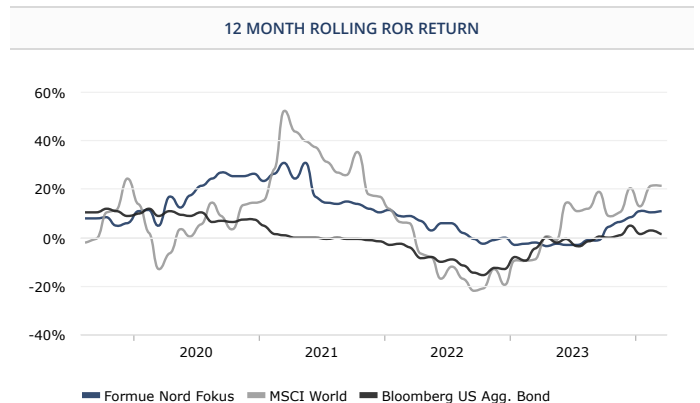
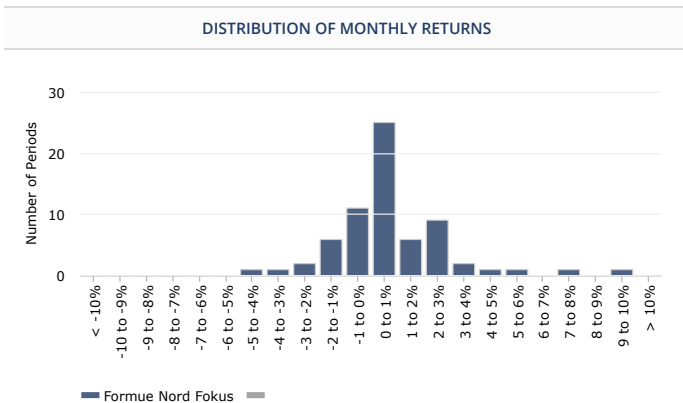
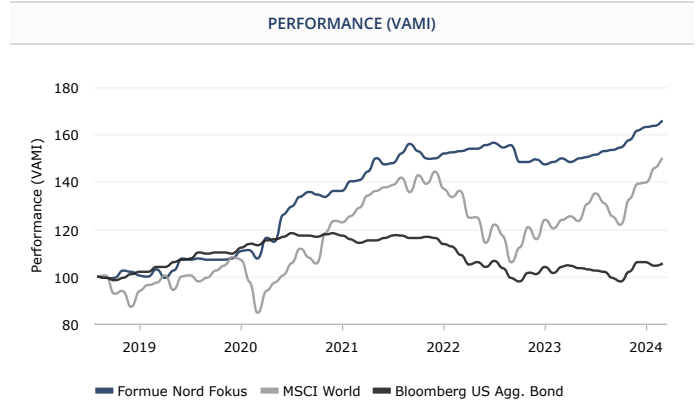
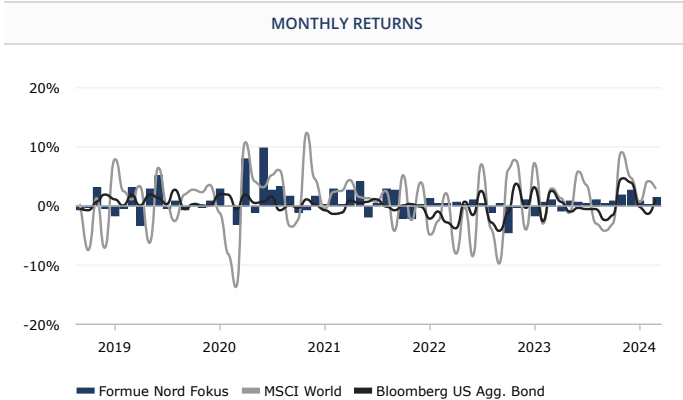
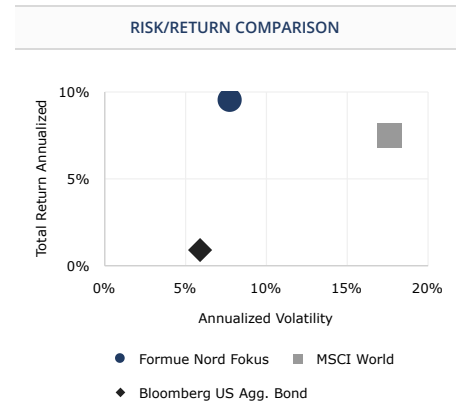
Ramus Viggers, CIO and Partner, is responsible for investments at Formue Nord. He has been active on public markets and within Formue Nord's market niche for more than 15 years. He is considered to be among the leading *rights issue* experts within the Nordics. Viggers holds a Master's Degree in Finance and Accounting from Copenhagen Business School and he is a Chartered Financial Analyst (CFA) Charterholder.

FAMILY OF FUNDS

Formue Nord Markedsneutral

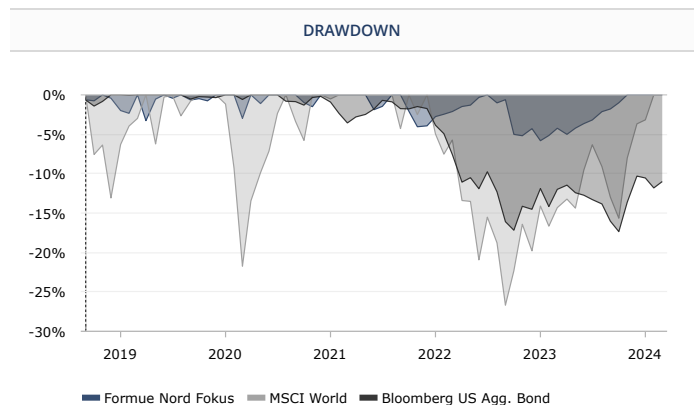
RETURN STATISTICS	
Last Month Return	1.34%
3 Month Return	2.53%
Year to Date Return	2.53%
12 Month Return	10.84%
36 Month Return	18.13%
Total Return Annualized	9.49%
Winning Months (%)	68.66%
Average Winning Month	1.74%
Average Losing Month	-1.30%
Total Return Cumulative	65.92%

RISK STATISTICS (12M)	
Sharpe Ratio	3.65
Sortino Ratio	12.77
Sterling	1.00
Calmar	13.39
Skewness	0.30
Kurtosis	2.46
Maximum Drawdown	-0.81%
Correlation vs S&P 500	0.34
Annualized Volatility	2.84%
Annualized Down. Deviation	0.00%

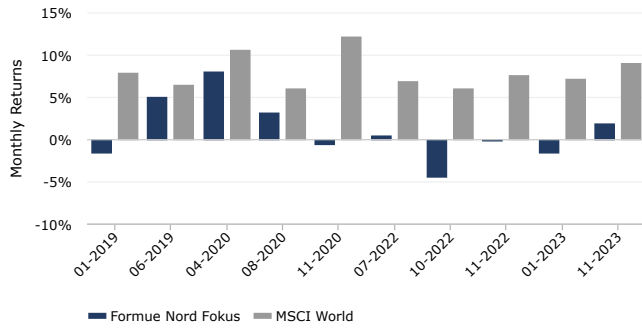


DRAWDOWN REPORT

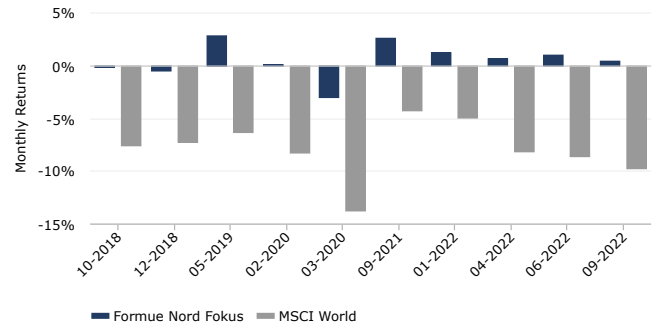
No.	Depth (%)	Length (Months)	Recovery (Months)	Start date	End date
1	-5.82%	6	10	08/2022	11/2023
2	-4.05%	2	8	10/2021	07/2022
3	-3.28%	1	2	04/2019	06/2019
4	-2.99%	1	1	03/2020	04/2020
5	-2.35%	3	1	12/2018	03/2019



UP CAPTURE VS. MSCI WORLD



DOWN CAPTURE VS. MSCI WORLD



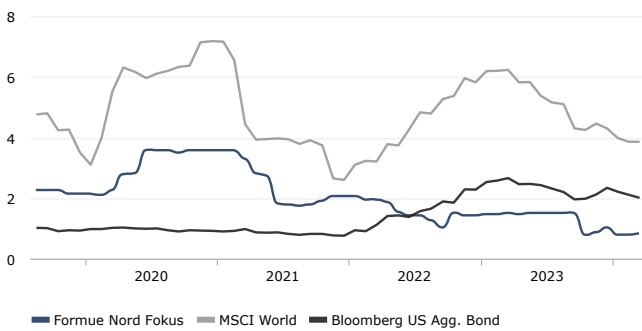
TIME WINDOW ANALYSIS

	3 Months	6 Months	1 Year	2 Years	3 Years
Avg. Monthly Return	0.84%	1.30%	0.86%	0.34%	0.46%
% Positive	100.00%	100.00%	91.67%	79.17%	77.78%
Avg. Pos. Period	0.84%	1.31%	1.02%	0.87%	1.11%
Avg. Neg. Period	-	-	-0.81%	-1.61%	-1.75%
Sharpe Ratio	6.67	5.88	3.65	0.93	1.05
Sortino Ratio	0.00	0.00	12.77	1.19	1.61
Monthly Volatility	0.43%	0.77%	0.82%	1.31%	1.57%

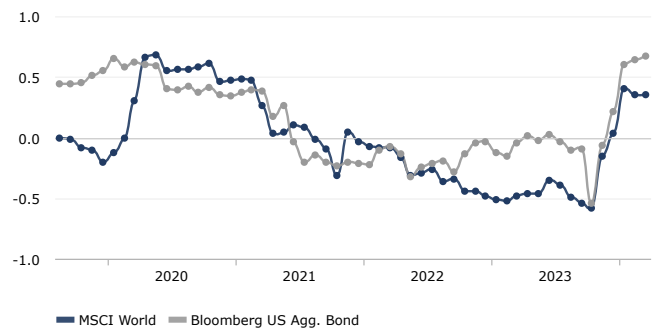
RETURN REPORT

Period	Best	Worst	Average	Median	Last	Winning %
1 Month	9.80%	-4.43%	0.78%	0.47%	1.34%	68.66%
3 Months	17.21%	-5.02%	2.41%	1.89%	2.53%	80.00%
6 Months	26.26%	-5.82%	4.85%	3.66%	8.08%	85.48%
1 Year	30.64%	-3.45%	10.01%	8.68%	10.84%	76.79%
2 Years	46.73%	-1.65%	22.99%	27.11%	8.60%	95.45%
3 Years	57.08%	12.99%	35.74%	38.68%	18.13%	100.00%
5 Years	63.96%	52.98%	58.10%	57.43%	61.35%	100.00%

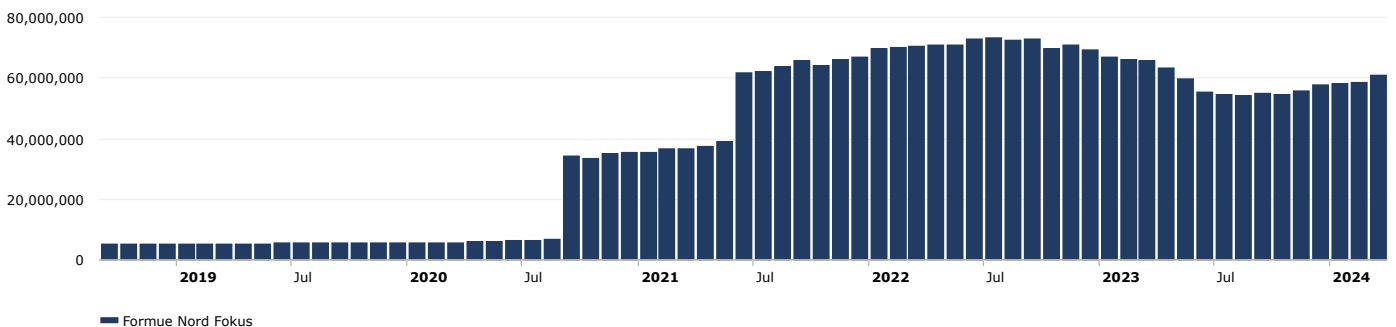
VOLATILITY (12 MONTHS ROLLING)



CORRELATION (12 MONTH ROLLING)



AUM (EUR)



DISCLAIMER

This information is intended for institutional investors only. All data including performance numbers have been supplied by the respective managers and funds. HedgeNordic in no way guarantees the accuracy of these numbers and has supplied them to you for information purposes only. This does not constitute a solicitation to buy or an offer to sell. No investment should be made without fully reviewing the associated risk factors, fees and conflicts of interest as outlined in each fund's risk disclosure document. There may be funds which have chosen not to be listed in the HedgeNordic database and the NHX that may have better or worse performance than those in our database.

The risk of loss in investing in hedge funds can be substantial. You should therefore carefully consider whether such trading is suitable for you in light of your financial condition. Past results are not necessarily indicative of future results. Trade only with risk capital. Sales restrictions may apply in your jurisdiction.