

PriorNilsson Balans

STRATEGY DESCRIPTION

PriorNilsson Balans is a fund of funds investing at least 90 percent of its capital in other funds managed by PriorNilsson. The fund aims to offer investors a combined investment strategy that seeks to generate high risk-adjusted returns by allocating between the funds managed by PriorNilsson. The allocation depends on the team's assessment of prevailing market conditions. PriorNilsson Balans predominantly allocates capital to its two hedge funds: PriorNilsson Yield and PriorNilsson Idea.

FUND INFORMATION

NHX Category	Multi-Manager
NHX Country	Sweden
Legal Structure	Swedish Special Fund
Fund Domicile	Sweden
Minimum Investment	500 SEK
AUM	698M SEK
Inception Date	Dec 2019
Management Fee	1.00%
Performance Fee	20.00%

COMPANY INFORMATION

Company	Prior&Nilsson Fond och Kapitalförvaltning AB
Principal	Torgny Prior and PO Nilsson
Investor Relations	Marcus Ehrenpreis
Address	Birger Jarlsgatan 2, PO Box 7136 Stockholm, SE-103 87
Phone	+46 8 441 77 00
E-mail	info@pnfonder.se
Website	www.priornilsson.se
Social Media	 

MONTHLY PERFORMANCE

	Jan	Feb	Mar	Apr	May	Jun	Jul	Aug	Sep	Oct	Nov	Dec	Year
2024	0.50	0.78	2.55	0.80									4.70
2023	2.84	0.70	-0.12	1.13	-0.39	0.67	0.89	0.44	0.16	0.31	1.83	2.60	11.58
2022	-1.87	-2.13	0.01	-1.02	-0.45	-3.09	2.79	-0.79	-1.55	0.60	1.36	0.50	-5.65
2021	0.30	1.24	1.76	1.75	0.80	0.02	1.13	0.38	-1.11	1.37	0.42	1.32	9.75
2020	0.48	-0.61	-4.82	1.91	1.45	1.19	0.37	1.14	1.50	-2.04	3.46	0.25	4.11
2019												0.58	0.58

PORTFOLIO MANAGERS



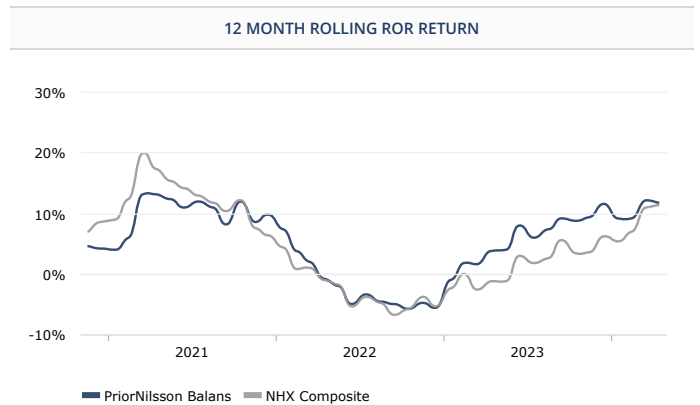
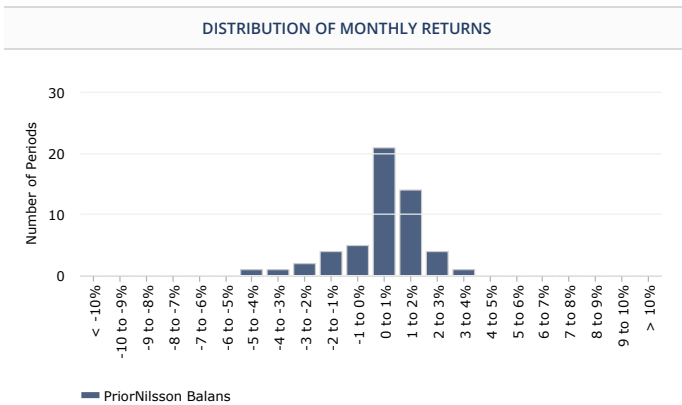
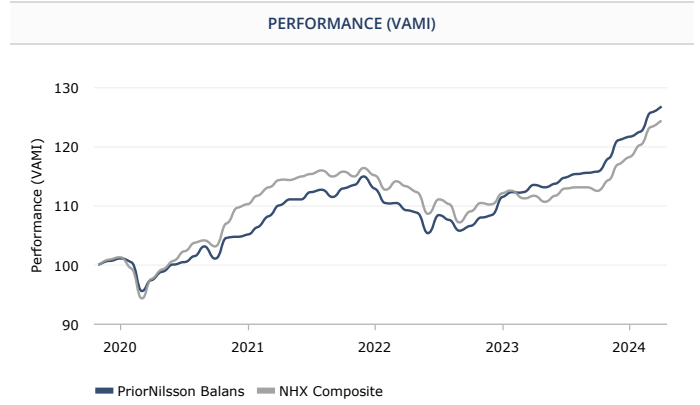
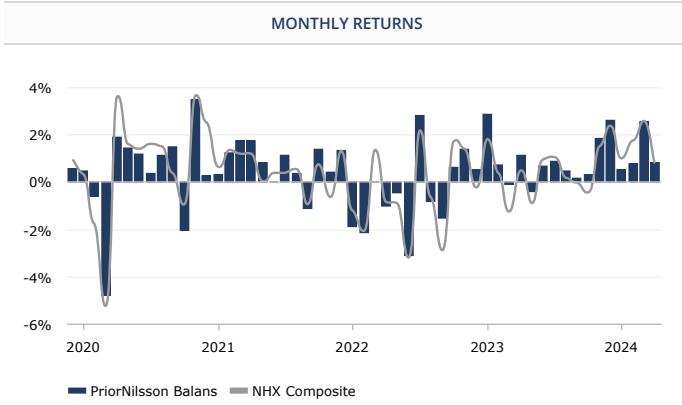
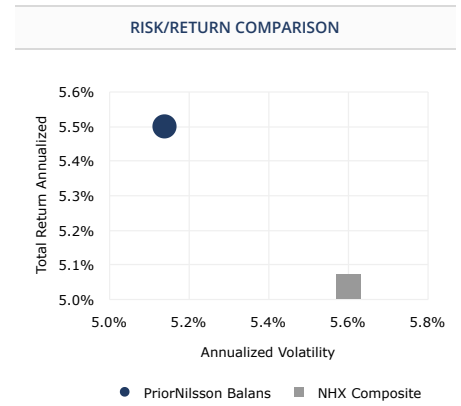
PO Nilsson graduated from the Stockholm School of Economics with an MSc in Economics. After graduating, he worked for two years as an accountant before joining Alfred Berg FondKommission AB as an institutional broker in 1987. He became head of equities in Stockholm in the summer of 1998. PO left Alfred Berg in 2002 and is now a co-owner of Prior&Nilsson och Partners AB, a member of the board of Prior&Nilsson Fond och Kapitalförvaltning AB and manager of the Yield hedge fund and Realinvest global equity fund.

FAMILY OF FUNDS

PriorNilsson Idea - PriorNilsson Yield - PriorNilsson Fastighet

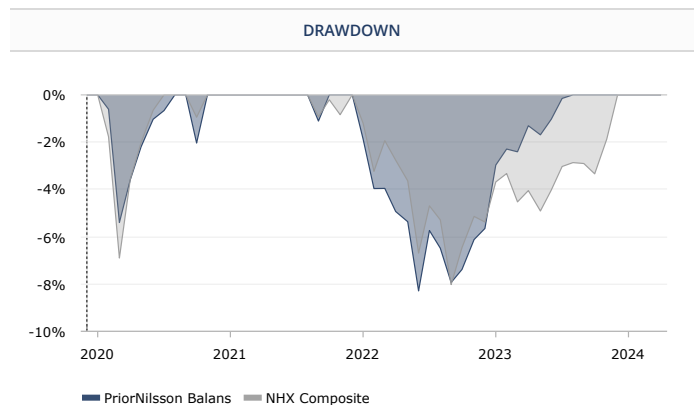
RETURN STATISTICS	
Last Month Return	0.80%
3 Month Return	4.18%
Year to Date Return	4.70%
12 Month Return	11.68%
36 Month Return	15.05%
Total Return Annualized	5.50%
Winning Months (%)	75.47%
Average Winning Month	1.11%
Average Losing Month	-1.54%
Total Return Cumulative	26.66%

RISK STATISTICS (12M)	
Sharpe Ratio	3.62
Sortino Ratio	28.44
Sterling	1.12
Calmar	29.94
Skewness	1.01
Kurtosis	0.77
Maximum Drawdown	-0.39%
Correlation vs S&P 500	0.53
Annualized Volatility	3.08%
Annualized Down. Deviation	0.00%

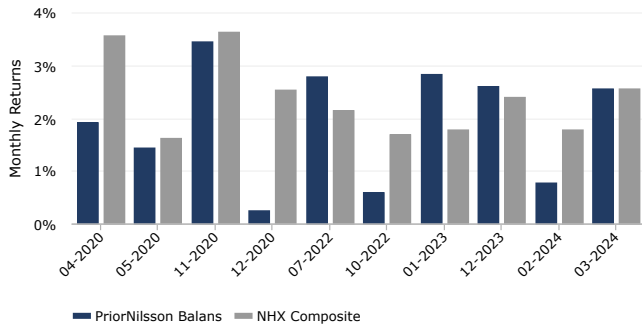


DRAWDOWN REPORT

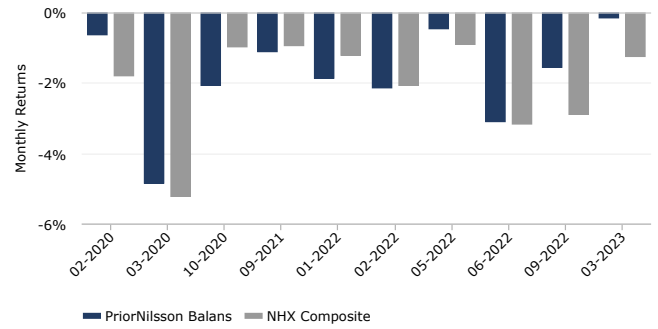
No.	Depth (%)	Length (Months)	Recovery (Months)	Start date	End date
1	-8.29%	6	14	01/2022	08/2023
2	-5.40%	2	5	02/2020	08/2020
3	-2.04%	1	1	10/2020	11/2020
4	-1.11%	1	1	09/2021	10/2021
5	-	-	-	-	-



UP CAPTURE VS. NHX COMPOSITE



DOWN CAPTURE VS. NHX COMPOSITE



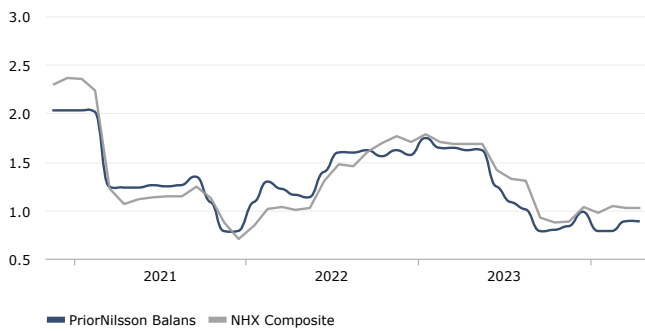
TIME WINDOW ANALYSIS

	3 Months	6 Months	1 Year	2 Years	3 Years
Avg. Monthly Return	1.37%	1.51%	0.92%	0.62%	0.39%
% Positive	100.00%	100.00%	91.67%	75.00%	72.22%
Avg. Pos. Period	1.38%	1.51%	1.05%	1.19%	1.03%
Avg. Neg. Period	-	-	-0.39%	-1.07%	-1.25%
Sharpe Ratio	5.75	6.09	3.62	1.62	1.04
Sortino Ratio	0.00	0.00	28.44	2.91	1.68
Monthly Volatility	0.83%	0.86%	0.89%	1.34%	1.32%

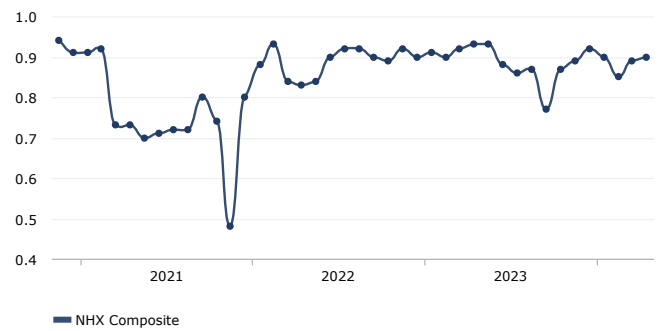
RETURN REPORT

Period	Best	Worst	Average	Median	Last	Winning %
1 Month	3.46%	-4.82%	0.46%	0.58%	0.80%	75.47%
3 Months	5.00%	-4.95%	1.32%	1.60%	4.18%	76.47%
6 Months	9.39%	-8.29%	2.76%	3.26%	9.39%	72.92%
1 Year	13.17%	-5.77%	5.15%	6.58%	11.68%	76.19%
2 Years	15.94%	1.81%	7.07%	5.52%	15.94%	100.00%
3 Years	17.31%	7.80%	13.59%	14.30%	15.05%	100.00%
5 Years	-	-	-	-	-	-

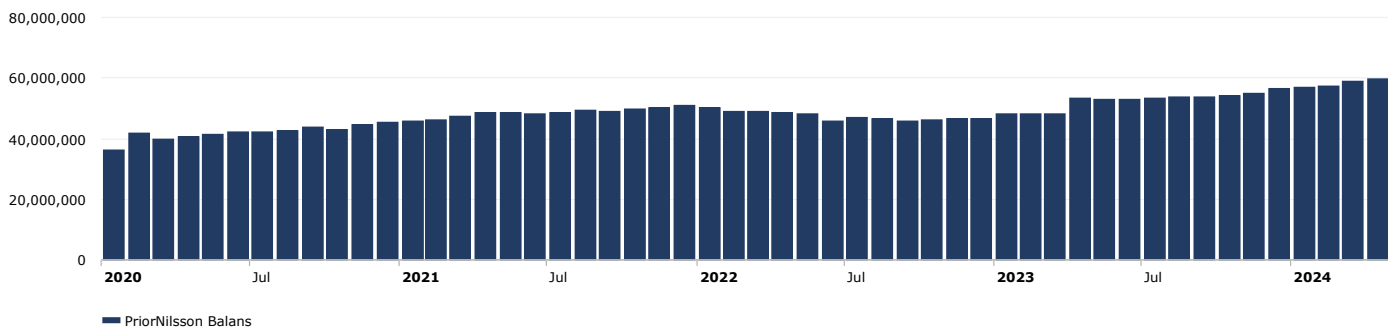
VOLATILITY (12 MONTHS ROLLING)



CORRELATION (12 MONTH ROLLING)



AUM (EUR)



DISCLAIMER

This information is intended for institutional investors only. All data including performance numbers have been supplied by the respective managers and funds. HedgeNordic in no way guarantees the accuracy of these numbers and has supplied them to you for information purposes only. This does not constitute a solicitation to buy or an offer to sell. No investment should be made without fully reviewing the associated risk factors, fees and conflicts of interest as outlined in each fund's risk disclosure document. There may be funds which have chosen not to be listed in the HedgeNordic database and the NHX that may have better or worse performance than those in our database.

The risk of loss in investing in hedge funds can be substantial. You should therefore carefully consider whether such trading is suitable for you in light of your financial condition. Past results are not necessarily indicative of future results. Trade only with risk capital. Sales restrictions may apply in your jurisdiction.